

Hares, Humans, and Lynx activity rhythms: Who avoids whom?

Morteza Naderi¹, Josip Kusak², Katarzyna Bojarska³, Mark Chynoweth⁴, Austin Green⁵, Çağan H. Şekercioğlu^{2,5,6}

¹1. Department of Environmental Sciences, Faculty of Agriculture and Natural Resources, Arak University, Iran

²2. Department of Molecular Biology and Genetics, Koç University, Istanbul, Turkey

²Department of Veterinary Biology, University of Zagreb, Croatia

³Institute of Nature Conservation, Polish Academy of Sciences, Kraków, Poland

⁴Department of Wildland Resources, Utah State University, Uintah Basin, Utah, USA

⁵School of Biological Sciences, University of Utah, Salt Lake City, USA

⁶KuzeyDoğa Society, Kars, Turkey

Keywords: circadian rhythm, human impact, lunar phases, activity patterns, *Lynx lynx dinniki*, predator-prey interactions.

Received: 2021-06-06

Revised: 2021-11-14

Accepted: 2021-11-15

Final review: 2021-11-09

Short title

Lynx and hare activity patterns

Corresponding author

Katarzyna Bojarska

Institute of Nature Conservation, Polish Academy of Sciences, Kraków, Poland; email:

katbojarska@gmail.com

Abstract

Predator-prey interactions and human presence are among the key factors shaping large mammal activity patterns. In human-dominated landscapes, large carnivores must balance their activity rhythms between optimizing their feeding opportunities and avoiding encounters with humans. In north-eastern Turkey, the Caucasian lynx (*Lynx lynx dinniki*), a threatened subspecies of the Eurasian lynx (*Lynx lynx*), occupies habitats heavily fragmented and dominated by human presence in the warm part of the year. Using camera traps and GPS-collar activity sensors, we investigated lynx circadian activity patterns across lunar phases and seasons. We compared them with the activity of its primary prey, the European hare (*Lepus europaeus*), and humans. We found that during the warm season (May-October), lynx displayed a bimodal crepuscular activity pattern typical for this species and consistent with hare activity. During the cold season (November-April), both lynx and hares shifted to predominantly diurnal activity. During the full moon, hares reduced their activity due to the anti-predator behaviour, followed by a corresponding adjustment in lynx activity patterns. We conclude that lynx activity in our study area is an outcome of weather conditions, human presence and foraging behaviour. Our results also corroborate camera trapping data's suitability in documenting multiple species' temporal activity patterns.

Keywords: activity patterns; circadian rhythm; lunar phases; *Lynx lynx dinniki*; predator-prey interactions; human impact

INTRODUCTION

Large carnivores are considered a critical focal group in conservation programs throughout the world since they often are recognized as keystone, flagship, and umbrella species that play essential roles in ecosystems (Linnell et al., 2000; Berger et al., 2001; Ripple et al., 2014; Sarmiento et al., 2021). The conservation of these wide-ranging species and their habitats can

facilitate the long-term persistence of many host ecosystems and co-occurrent species (Roberge & Angelstam, 2004).

Activity patterns of predators and their prey constitute crucial behavioural aspects that shape the interactions between species and their environment. In habitats where large carnivores coexist with humans, they often adjust their behaviour to anthropogenic presence in a similar way as prey respond to predation risk (Boydston et al., 2003; Corradini et al., 2021; Ordiz et al., 2011). Thus, in human-dominated landscapes, large carnivores may alter their behaviour to avoid encounters with humans, e.g., by shifting their activity towards night hours (Benítez-López, 2018; Gaynor et al., 2018; Nickel et al., 2020). Herbivores, on the other hand, must take into account both human and predator risk in their spatiotemporal decisions (e.g., Lone et al., 2014), though multiple factors related to physiology, optimization of foraging, competition, and niche partitioning, may come into play (McArthur et al., 2014; Sheremetev et al., 2014; Simon et al., 2019). Prey species may shift activity patterns (Bonnot et al., 2020; Nix et al., 2018; Wu et al., 2018), affecting the activity of their predators (Fenn & Macdonald, 1995; Harmsen et al., 2011). Shifts in circadian activity in both predator and prey species have potentially critical consequences for species ecology and ecosystems conservation (Kronfeld-Schor et al., 2017; Levy et al., 2018).

Eurasian lynx (*Lynx lynx*) is considered a roe deer (*Capreolus capreolus*) specialist in most of the species range (Okarma et al., 1997; Molinari-Jobin et al., 2000). However, lagomorphs and even smaller carnivores may be also important in the lynx diet (Mengüllüoğlu et al., 2018; Soyumert et al., 2019; Melovski et al., 2020). Previous studies on the activity patterns of several Eurasian lynx populations preying on roe deer have documented bimodal activity of the carnivore, with peaks during crepuscular hours driven mostly by the activity of its primary prey (Heurich et al., 2014). However, Kolbe and Squires (2007) found a more

diurnal activity in Canada lynx *Lynx canadensis*, plausibly related to thermoregulatory and foraging strategies.

The activity of prey species, and consequently their predators, may also be influenced by moonlight. During intense moonlight, small mammals, such as rodents (Bouskila, 1995; Daly et al., 1992; Hemami et al., 2011) and lagomorphs (Prugh & Golden, 2014) reduce their activity to avoid predation (Daly et al., 1992; Hughes & Ward, 1993; Bouskila, 1995; Naderi et al., 2011). In case of Eurasian lynx feeding on ungulates, Heurich et al. (2014) reported that moon phases had no meaningful influence on the activity patterns, likely because moonlight did not influence the activity of roe deer. However, moonlight might affect the activity of lynx feeding on small mammals. For example, Iberian lynx (*Lynx pardinus*) reduced movements during the full moon (Penteriani et al., 2013), while bobcats (*Lynx rufus*) increased movement rates during night time when lunar illumination was high (Rockhill et al., 2013).

We still lack a clear understanding of the ecology of the Caucasian lynx (*L. l. dinniki*), a subspecies of Eurasian lynx with a small population inhabiting highly fragmented forests at the intersection of the Caucasus and Anatolian global biodiversity hotspots in north-eastern Turkey (Chynoweth et al., 2015; Kitchener et al., 2017). European hares (*Lepus europaeus*) comprise the main prey of lynx in this region (Mengüllüoğlu et al., 2018), because roe deer is scarce due to poaching (Chynoweth et al., 2015). Apart from habitat fragmentation and prey scarcity, this lynx population is severely impacted by vehicle collisions, poaching, and livestock guarding dogs (Chynoweth et al., 2015). There is little information regarding the interdependence of lynx-hare behavioural interactions, including activity rhythms, in this area.

In this study, we analysed the activity patterns of lynxes and hares in an area dominated by human in activity north-eastern Turkey. We used camera traps and GPS-collar activity sensors to test if the lynx activity rhythms were related to the circadian activity patterns of

European hares and humans across seasons and lunar phases. We addressed the following questions and hypotheses:

- 1) Do lynx circadian activity patterns follow the activity of hares? If true, we expect a high degree of overlap between lynx and hare circadian activity patterns across seasons.
- 2) Does moonlight affect the activity of both species? If true, we expect a corresponding variation in activity rhythms of lynx and hares among moon phases.
- 3) Does human presence affect lynx activity with respect to the circadian and seasonal cycles? If true, we expect the lynx to display a nocturnal and crepuscular activity during the warm season, and to shift to more diurnal activity during the cold season, when human presence is negligible.

MATERIALS AND METHODS

Study area

The study site was in Kars province in north-eastern Turkey, near the town of Sarıkamış (40° 11' to 40° 27'N and 42° 24' to 42° 49' E, Fig. 1). The studied part of lynx habitat consisted of four forest patches with a total area of 338.5 km². Three southern patches are logged commercially, and the northern one mostly is protected in the Sarıkamış Forest-Allahuekber Mountains National Park (Figure 1).

Affected by the Caucasian climatic regime, the study area has a semi-continental climate (Cozzi et al., 2016), where August is the warmest month (mean temperature = 15.6°C), and January is the coldest (mean temperature = -8.1°C). Snowfall usually starts in October, and the mean depth of the snow cover typically exceeds 53 cm from January to March. The study area is usually covered by snow for more than 200 days every year (*Sarıkamış Weather and Snow Trends*, 2020). The altitude ranges from 2100 to 2900 m a.s.l. Due to relatively intensive agrarian activities in the area, including livestock grazing and logging for fuel or other usages,

the landscape has undergone considerable changes, including decreases in tree canopy cover, forest continuity, and to some extent, changes in the overall composition of regional flora (Cozzi et al., 2016).

Vegetation growth season in the study area lasts approximately 150 days. All forest patches are heavily fragmented, and the forest is dominated by Scots pine (*Pinus sylvestris* var. *hamata*), European aspen (*Populus tremula* L.), ash (*Fraxinus* spp.), and sessile oak (*Quercus petraea*) (Atalay, 1983). Forest understory vegetation varies from almost none to a dense undergrowth of various members of the *Rubus* genus. Brown bears (*Ursus arctos*), gray wolves (*Canis lupus*) and Caucasian lynxes constitute the community of large carnivores in the study area (Chynoweth et al., 2015; Capitani et al., 2016), and there is a high degree of large-carnivore-related human-wildlife conflict (Chynoweth et al., 2016). Medium- and small-sized carnivores occur in very low densities, even lower than large carnivores (Karataş, 2021, personal comm.). The small mammal community consists primarily of European hares, red squirrels (*Sciurus vulgaris*), Caucasian squirrels (*Sciurus anomalus*), Williams' jerboa (*Allactaga williamsi*), and several species of Muridae (mainly *Apodemus* spp. and *Microtus* spp., Kryštufek & Vohralík, 2001). Wild boar (*Sus scrofa*) is the only commonly occurring wild ungulate species, and there are very few records of roe deer in the area (Chynoweth et al., 2015). Formerly present red deer (*Cervus elaphus*) is now locally extinct (Chynoweth et al., 2015). Around 85% of the study area, especially the three southern forest patches, is affected by regular seasonal logging activities (mainly in late spring and summer). Illegal tree cutting is widespread everywhere, including in the national park (Şekercioğlu, 2012). Apart of the winter season, human activities involve livestock herding, recreation (picnicking), and wild herb and mushroom collecting (Cozzi et al., 2016).

Camera trapping

Data collection took place as part of the large carnivore study by KuzeyDoğa, a nature conservation organization that works in north-eastern Turkey's highly biodiverse and threatened ecosystems at the confluence of the Caucasus and Irano-Anatolian biodiversity hotspots (Akküçük & Şekercioğlu, 2016). We installed cameras (Reconyx Ultrafire XR6 and Reconyx PC900) at the intersections of minor forest roads and wildlife trails. The cameras were moved to new locations every summer from 2015 to 2021, except for summer 2017 (no data were collected during 2017 season due to funding issues). We used a 2-km² grid (generated in ArcGIS software ver. 10.3.1, ESRI, Redlands, CA) as the basis for the uniform-random distribution (Luo et al., 2020, Fig. 1) of camera trap stations, following study designs for lynx monitoring and based on Eurasian lynx average home range size (Zimmermann et al., 2013; Fležar et al., 2019). We systematically relocated some of the cameras to cover as much of the study area as possible (Fig. 1). The total number of cameras varied from 28 to 42 throughout the study period due to equipment theft and destruction. We did not use any bait or attractant at the camera trap stations. To ensure no missing events, cameras were set for continuous activity, a series of five photos per trigger with no delay, medium sensitivity, and a 30-second sensor break between series (Kays et al., 2009). All cameras were set to record the date, time, ambient temperature, and location. We checked camera stations routinely, approximately every three months, to change batteries and download photos.

GPS-collar activity sensors

To investigate the year-round lynx activity patterns, we captured and fitted with telemetry collars five individuals in 2018–2020 (Table 1). We used box traps equipped with GSM alarms set along plausible lynx travel routes, mostly along the forest roads. Captured animals were tranquilized with a combination of ketamine and medetomidine (Kreeger & Arnemo, 2012), examined, measured, sampled, and equipped with Vectronic Aerospace GPS-GSM/Iridium collars (Vectronic Aerospace GmbH, Berlin, Germany) with two-axis activity sensors which

continuously recorded the acceleration and stored the values within a range of 0-255 in five-minute intervals.

Data analyses

Two consecutive photo series were considered as belonging to two different events when they were taken more than one hour apart (Rovero & Zimmermann, 2016). All recorded events of lynxes, hares, humans, and roe deer were classified based on date, time, and location. The whole period in which cameras were active was considered as the total trapping effort (Jackson et al., 2006). To investigate the relationships between activity patterns of lynx, hares and humans, the number of events captured per camera trap day was estimated as the relative abundance index (RAI). For each target species, we calculated RAI as the total number of events per station multiplied by 100, and then divided by the number of camera trap days for the corresponding station (O'Brien & Kinnaird, 2013; Cusack et al., 2015).

All camera-trapping events were categorized into periods of the day: twilight, i.e. dusk and dawn (one hour before and after sunset and sunrise), daytime (from dawn to dusk), and night-time (from dusk to dawn) based on databases available online (<https://www.timeanddate.com/>). Since the duration of each period is different, the number of recorded events in each period was weighted to allow for comparison of activity levels among periods of the day: the numbers of events were divided by the total number of hours for the corresponding period, and then recalculated as relative percentages. We defined two seasons: warm (May – October) and cold (November – April) based on weather conditions to differentiate the warm vegetation season from the rest of the year (Turkey Weather Atlas, <https://www.weather-atlas.com/en/turkey-climate>). Based on the minimum number of required events (Otis et al., 1978), our camera-trapping dataset had enough statistical power for reliable interpretations only for the warm season. However, despite the lower number of events for winter period, we performed analogical statistical analysis for that period in order to compare

them with the activity data of five collared lynxes. Therefore, the findings for hares' activity 203
during the cold season should be interpreted with precaution. 204

We distinguished two lunar phases: the new moon (first and last quarter) and the full 205
moon (second and third quarter) for the centre of the study area 206
(<https://www.timeanddate.com>). The duration of full- and new-moon phases was 207
homogeneously distributed among warm and cold seasons. We used linear regression to test 208
the correlation between the lynx and hare RAIs at different camera stations. To compare lynx 209
and hare RAIs between the moon phases at the same stations, we used the Wilcoxon signed- 210
rank test and included only the nocturnal data sets. 211

To investigate the activity pattern overlap between lynx, hares, and humans, we adopted 212
kernel density estimation (Lashley et al., 2018) after converting time format data to radians 213
using astroFns package in R (R Core Team, 2019). We used the nonparametric Δ_4 coefficient 214
of overlap, ranging from 0 to 1 (Ridout & Linkie, 2009). We also calculated 1000 smoothed 215
bootstrap resamples to check the bootstrap bias and produce confidence intervals at 95 percent 216
(Monterroso et al., 2014). To compare the RAIs of lynx, hares, and humans among camera 217
stations, we used the Wilcoxon signed ranks test. 218

We separately analysed lynx activity data obtained from GPS-collar activity sensors to 219
make a more robust inference of lynx activity in warm and cold seasons. Similar to camera- 220
trapping data, we used kernel density estimation. To distinguish between active and inactive 221
states, we followed an individual-based procedure developed by Gervasi et al. (2006) analysed 222
separately for warm and cold season as recommended by Brivio et al. (2021). The threshold 223
values of accelerometer's readings summed for X and Y axes ranged from 40 to 100, and 224
differed among the seasons in four out of eight individuals. 225

RESULTS 226 227

Camera trapping effort totalled 6845 trap days, 4156 during the warm season, and 2689 during 228
the cold season. Cameras recorded a total of 1753 events of lynx, hares, and humans, of which 229
1626 events were recorded during the warm season and 127 events during the cold season. The 230
number of recorded events of humans, lynx, and hares during the warm season was 1329 (RAI= 231
39.08), 87 (RAI=3.91), and 210 (RAI=6.31) respectively, while during the cold season there 232
were 75 (RAI=2.25), 14 (RAI=0.49) and 38 (RAI=2.01) events respectively. During the warm 233
season, hares were mostly active at night (89% of events), while in the cold season, 73% of 234
events were recorded during the day. Humans were rarely recorded at night (4.6% of events). 235
Only three roe deer events were recorded during the whole study period, all in the Sarıkamış 236
Forest-Allahuekber Mountains National Park, during the day and in the warm season. 237

Lynx circadian activity rhythms based on camera trap data 238

Two clear activity peaks of lynx were documented for the warm season, between 02:00 and 239
06:00 ($N=43$, 49.0%) and between 19:00 and 22:00 ($N=39$, 44.0%). After accounting for the 240
length of the periods, the events were 30 times more likely to occur during twilight, and 6.4 241
times more likely to occur during the night, than during the daytime. 242

Density plots of the lynx and hare activity times indicated a high overlap for warm season ($\Delta_4=$ 243
0.77, bootstrap bias=0.13) and cold season ($\Delta_4= 0.95$, bootstrap bias=0.12). The overlap 244
between lynx and human activity times was lower during the warm season ($\Delta_4= 0.39$, bootstrap 245
bias=0.14) (Fig. 2) than during the cold season ($\Delta_4= 0.93$, bootstrap bias=0.11). 246

The linear regression showed a positive correlation between the RAIs of lynx and hares at 247
the camera trap stations ($r= 0.84$, $SE=4.15$). Wilcoxon signed ranks test indicated that the 248
median RAIs of lynx and hares were significantly different during the new and full moon 249
periods. Both lynx and hare activity were reduced during the full moon phase ($Z_{lynx} = -3.35$, 250
 $P<0.01$, $Z_{hares} = -1.92$, $P<0.05$) (Fig. 3). There was a significant negative correlation between 251

RAI of lynx - humans and lynx - hares, based on RAIs at the same stations ($Z_{\text{lynx-human}} = -3.24$, $P < 0.01$, $Z_{\text{lynx-hares}} = -2.52$, $P < 0.05$).

Activity pattern of lynx based on acceleration sensor data from GPS collars

Activity data received from the collared individuals during the warm season confirmed that lynx were 3.15 times more likely to be active during twilight than during daytime and nighttime, and the number of activity events during day did not differ from the night time. During the cold season, about two-thirds of the Lynx activity shifted mostly to daytime (Fig. 4 B).

DISCUSSION

This study reveals several potential factors that shape the activity patterns of lynx in north-eastern Turkey. Our results indicate that lynx activity is an outcome of interactions between the seasonal and daily variations in the activity of hares, moonlight, weather conditions, and human presence. Lynx activity, revealed by both camera traps and GPS-collar activity sensors, followed a clear bimodal pattern during the warm season, with peaks during the twilight periods and higher activity levels at night compared to daytime. A similar crepuscular activity pattern was found in several Eurasian lynx populations and is considered an adaptation to hunting prey (Podolski et al., 2013; Heurich et al., 2014; Soyumert et al., 2019). The bimodal activity pattern of lynx partially followed the activity of its main prey, the European hare, consistent with our first hypothesis. However, hares seemed more nocturnal than lynx during the warm season, indicating other potential factors are involved in shaping lynx circadian activity rhythms.

Bimodal, crepuscular activity of Eurasian lynx feeding on ungulates has often been considered an intrinsic behaviour (e.g. Soyumert et al., 2019). However, the results of our study suggest that this may not be the case in north-eastern Turkey. During the cold season, lynx in our study area shifted to a predominantly daily activity pattern, clearly documented by data obtained both

from camera-trapping and GPS-collar activity sensors. This shift might be caused by a combination of factors, including a similar shift in hare activity, low temperatures and snow cover, and less intensive human presence. A relatively low number of recordings of hares in the cold season prevents us from drawing strong conclusions regarding the relationship between lynx and hare activity.

In turn, weather conditions and probably human presence were probably the main factors affecting the circadian activity patterns of hares. As the warm season coincides with a 17-fold increase in human activity in the lynx habitat during the day, both hares' and lynx's crepuscular and nocturnal activity was likely a strategy to avoid humans. Similar temporal avoidance of humans was observed in several large carnivore species (e.g., Bojarska et al., 2020; Kaczensky et al., 2006; Kusak et al., 2005; Odden et al., 2008). Moreover, hares and lynxes possibly seek shelter from the hot weather during summer days, and from freezing weather during winter nights (Eriksen et al., 2011).

The low number of lynx and hare recordings during the cold season may have several explanations. One of them may be a local migration to areas with thinner snow cover, i.e. to south-facing slopes outside the forested area, which we have observed in wild boars (XXX, pers. comm.). Moreover, forest roads have typically deeper and longer-lasting snow cover than their surroundings, which may prevent the wildlife from using them in the cold season. Finally, some of the cameras during the initial years of the study were periodically covered with snow due to their low location on the tree trunks.

Hare activity was much lower during the full moon periods, which indicated their preference to reduce foraging and movement and/or stay hidden in denser microhabitats (Longland & Price, 1991; Hughes & Ward, 1993; Hemami et al., 2011). This corroborates earlier findings on the role of moonlight as an essential factor shaping the anti-predator behaviour of small mammals (Longland & Price, 1991; Vásquez, 1994; Bouskila, 1995;

Hemami et al., 2011; Khalatbari & Naderi, 2018). We found that the lynx activity pattern was 302
closely tied to hare activity levels at night and across the lunar phases, thus corroborating our 303
second hypothesis. Therefore, lunar phases affect the lynx activity pattern indirectly by 304
reducing the activity of its main small mammal prey, unlike where lynx feed on large herbivore 305
prey (Heurich et al., 2014). This is the first study documenting a variation in activity across 306
moon phases in the Eurasian lynx. A similar behavioural response to moonlight has been 307
observed only in Iberian lynx, whose activity was reduced during the full moon period, 308
following their staple prey's activity (European rabbit *Oryctolagus cuniculus*; Penteriani et al., 309
2013). 310

Our data suggest that lynx activity patterns throughout the year were shaped directly by 311
prey activity and, at least partially, indirectly by human presence, partly corroborating our third 312
hypothesis. During periods with low human disturbance and in severe winter weather 313
conditions, lynx may display diurnal activity synchronized with their prey. At night, when 314
humans were not active, lynx activity rhythms also tracked hare activity across lunar phases. 315
Lynx spatial behaviour may be shaped by humans during the day and by prey activity during 316
the night (Filla et al., 2017). Since our cameras were placed on forest roads that humans use, 317
the effect of human disturbance on lynx and hare activity in the summer may be even more 318
pronounced due to avoidance of the roads during the day. This corroborates the hypothesis that 319
humans drive an increase in nocturnal activity in wildlife (Gaynor et al., 2018). Our results also 320
align with the general concept of the human role as diurnal "super predators", who interfere 321
with predator-prey relationships at multiple levels and contexts (Clinchy et al., 2016; Haswell 322
et al., 2017). Shifts in activity patterns help lynx and hares to avoid encounters with humans 323
and, as such, may facilitate their survival in human-dominated landscapes. However, the 324
consequences of these behavioural modifications for individual fitness and the long-term 325
persistence of populations remain unknown. 326

Acknowledgments 327

We are grateful to the Foundation Segré for providing the majority of the funding for this 328
project. This research was also supported by other generous donors, including Arkadaşlar, 329
Bilge Bahar, Faruk Eczacıbaşı, Seha İşmen, Ömer Külahçioğlu, Burak Över, Batubay Özkan, 330
Alan Peterson, Emin Özgür, Suna Reyent, Faruk Yalçın Zoo, National Geographic Society, 331
Sigrid Rausing Trust, STGM, TANAP, and the Whitley Fund. We thank Turkey's Department 332
of Nature Conservation and National Parks and the Ministry of Agriculture and Forestry for 333
granting a permit for this research (No. 72784983-488.04-114100). We also thank the staff and 334
volunteers of the KuzeyDoga for their dedicated support. 335

References 336

- Akküçük, U. & Şekercioğlu, Ç.H. 2016. NGOs for environmental sustainability: the case of 337
the KuzeyDoğa Foundation. *Fresenius Environmental Bulletin* 25: 6038-6044. 338
- Atalay, İ. (1983). A General Survey of The Vegetation of North-Eastern Anatolia. *Ege* 339
Coğrafya Derg., 1, 14–39. 340
- Benítez-López, A. (2018). Animals feel safer from humans in the dark. *Science (New York,* 341
N.Y.), 360(6394), 1185–1186. <https://doi.org/10.1126/science.aau1311> 342
- Berger, J., Stacey, P. B., Bellis, L., & Johnson, M. P. (2001). A mammalian predator-prey 343
imbalance: Grizzly bear and wolf extinction affect avian neotropical migrants. *Ecological* 344
Applications, 11(4), 947–960. [https://doi.org/10.1890/1051-](https://doi.org/10.1890/1051-0761(2001)011[0947:AMPPIG]2.0.CO;2) 345
0761(2001)011[0947:AMPPIG]2.0.CO;2. 346
- Brivio, F., Bertolucci, C., Marcon, A., Cotza, A., Apollonio, M., & Grignolio, S. (2021). 347
Dealing with intra-individual variability in the analysis of activity patterns from 348
accelerometer data. *Hystrix, the Italian Journal of Mammalogy*, 32(1). 349
- Bojarska, K., Sulich, J., Bachmann, S., Okarma, H., Theuerkauf, J., & Gula, R. (2020). 350
Opportunity and peril: how wolves use a dense network of forest roads. *Mammalian* 351

<i>Biology</i> , 100(2), 203–211. https://doi.org/10.1007/s42991-020-00014-0	352
Bonnot, N. C., Couriot, O., Berger, A., Cagnacci, F., Ciuti, S., De Groeve, J. E., Gehr, B.,	353
Heurich, M., Kjellander, P., Kröschel, M., Morellet, N., Sönnichsen, L., & Hewison, A. J.	354
M. (2020). Fear of the dark? Contrasting impacts of humans versus lynx on diel activity of	355
roe deer across Europe. <i>Journal of Animal Ecology</i> , 89(1), 132–145.	356
https://doi.org/10.1111/1365-2656.13161	357
Bouskila, A. (1995). Interactions between predation risk and competition: A field study of	358
kangaroo rats and snakes. <i>Ecology</i> , 76(1), 165–178. https://doi.org/10.2307/1940639	359
Boydston, E., Kapheim, K., Gunther, M., & Holekamp, K. (2003). Individual variation in	360
space utilization by female spotted hyenas (<i>Crocuta crocuta</i>). <i>Journal of Mammalogy</i> , 84,	361
1006–1018. https://doi.org/10.1644/BOS-038	362
Capitani, C., Chynoweth, M., Kusak, J., Çoban, E., & Şekercioğlu, Ç. H. (2016). Wolf diet in	363
an agricultural landscape of north-eastern Turkey. <i>Mammalia</i> , 80(3), 329–334.	364
https://doi.org/https://doi.org/10.1515/mammalia-2014-0151	365
Chynoweth, M. W., Çoban, E., & Şekercioğlu, Ç. H. (2015). Conservation of a new breeding	366
population of Caucasian lynx (<i>Lynx lynx dinniki</i>) in eastern Turkey. <i>Turkish Journal of</i>	367
<i>Zoology</i> , 39(3), 541–543. https://doi.org/10.3906/zoo-1405-10	368
Chynoweth, M. W., Coban, E., Society, K., Altin, C., & Sekercioglu, C. H. (2016). <i>Human –</i>	369
<i>wildlife conflict as a barrier to large carnivore management and conservation in Turkey</i>	370
<i>Human – wildlife conflict as a barrier to large carnivore management and conservation in</i>	371
<i>Turkey. April.</i> https://doi.org/10.3906/zoo-1509-6	372
Clinchy, M., Zanette, L. Y., Roberts, D., Justin, P., Newman, C., & Macdonald, D. W.	373
(2016). <i>Behavioural Fear of the human "super predator" far exceeds the fear of large</i>	374
<i>carnivores in a model mesocarnivore. 00</i> , 1–7. https://doi.org/10.1093/beheco/arw117	375
Corradini, A., Randles, M., Pedrotti, L., van Loon, E., Passoni, G., Oberosler, V., Rovero, F.,	376

- Tattoni, C., Ciolli, M., Cagnacci, F. (2021). Effects of cumulated outdoor activity on wildlife habitat use. *Biological Conservation*, 253, 108818. 377
378
- Cozzi, G., Chynoweth, M., Kusak, J., Çoban, E., Çoban, A., Ozgul, A., Şekercioğlu, Ç.H. 379
2016. Anthropogenic food resources foster the coexistence of distinct life-history 380
strategies: year-round sedentary and migratory brown bears. *Journal of Zoology* 300: 381
142-150. 382
- Cusack, J. J., Dickman, A. J., Rowcliffe, J. M., Carbone, C., Macdonald, D. W., & Coulson, 383
T. (2015). Random versus Game Trail-Based Camera Trap Placement Strategy for 384
Monitoring Terrestrial Mammal Communities. *PLOS ONE*, 10(5), e0126373. 385
<https://doi.org/10.1371/journal.pone.0126373> 386
- Daly, M., Behrends, P. R., Wilson, M. I., & Jacobs, L. F. (1992). Behavioural modulation of 387
predation risk: Moonlight avoidance and crepuscular compensation in a nocturnal desert 388
rodent, *Dipodomys merriami*. *Animal Behaviour*, 44(1), 1–9. 389
[https://doi.org/10.1016/S0003-3472\(05\)80748-1](https://doi.org/10.1016/S0003-3472(05)80748-1) 390
- Eriksen, A., Wabakken, P., Zimmermann, B., Andreassen, H. P., Arnemo, J. M., Gundersen, 391
H., Liberg, O., Linnell, J., Milner, J. M., Pedersen, H. C., Sand, H., Solberg, E. J., & 392
Storaas, T. (2011). Activity patterns of predator and prey: A simultaneous study of GPS- 393
collared wolves and moose. *Animal Behaviour*, 81(2), 423–431. 394
<https://doi.org/10.1016/j.anbehav.2010.11.011> 395
- Fenn, M. G. P., & Macdonald, D. W. (1995). Use of Middens by Red Foxes: Risk Reverses 396
Rhythms of Rats. *Journal of Mammalogy*, 76(1), 130–136. 397
<https://doi.org/10.2307/1382321> 398
- Filla, M., Premier, J., Magg, N., Dupke, C., Khorozyan, I., Waltert, M., Bufka, L., & 399
Heurich, M. (2017). Habitat selection by Eurasian lynx (*Lynx lynx*) is primarily driven by 400
avoidance of human activity during day and prey availability during night. *Ecology and* 401

<i>Evolution</i> , 7(16), 6367–6381. https://doi.org/10.1002/ece3.3204	402
Fležar, U., Pičulin, A., Bartol, M., Černe, R., Stergar, M., & Krofel, M. (2019). Eurasian lynx (Lynx lynx) monitoring with camera traps in Slovenia in 2018-2019. <i>Expert Conference on the Conservation of the Eurasian Lynx Lynx Lynx in West and Central Europe / Ohm, Judith - Bonn, Njemačka : Stiftung Natur Und Umwelt Rheinland-Pfalz, June</i> , 13–13.	403 404 405 406
Gaynor, K. M., Hohnowski, C. E., Carter, N. H., & Brashares, J. S. (2018). The influence of human disturbance on wildlife nocturnality. <i>Science</i> , 360(6394), 1232–1235. https://doi.org/10.1126/science.aar7121	407 408 409
Gervasi, V., Brunberg, S., & Swenson, J. E. (2006). An individual-based method to measure animal activity levels: a test on brown bears. <i>Wildlife Society Bulletin</i> , 34(5), 1314-1319.	410 411
Harmsen, B. J., Foster, R. J., Silver, S. C., Ostro, L. E. T., & Doncaster, C. P. (2011). Jaguar and puma activity patterns in relation to their main prey. <i>Mammalian Biology</i> , 76(3), 320–324. https://doi.org/10.1016/j.mambio.2010.08.007	412 413 414
Haswell, P. M., Kusak, J., & Hayward, M. W. (2017). Large carnivore impacts are context-dependent. <i>Food Webs</i> , 12, 3–13. https://doi.org/10.1016/j.fooweb.2016.02.005	415 416
Hemami, M. R., Naderi, G., Karami, M., & Mohammadi, S. (2011). Nocturnal activity of Iranian jerboa, <i>Allactaga firouzi</i> (Mammalia: Rodentia: Dipodidae). <i>Mammalia</i> , 75(1), 31–34. https://doi.org/10.1515/MAMM.2010.062	417 418 419
Heurich, M., Hilger, A., Ku, H., & Andre, H. (2014). <i>Activity Patterns of Eurasian Lynx Are Modulated by Light Regime and Individual Traits over a Wide Latitudinal Range Activity Patterns of Eurasian Lynx Are Modulated by Light Regime and Individual Traits over a Wide Latitudinal Range The activity patterns. December.</i> https://doi.org/10.1371/journal.pone.0114143	420 421 422 423 424
Hughes, J. J., & Ward, D. (1993). Predation risk and distance to cover affect foraging behaviour in Namib Desert gerbils. <i>Animal Behaviour</i> , 46(6), 1243–1245.	425 426

https://doi.org/10.1006/anbe.1993.1320	427
Jackson, R. M., Roe, J. D., Wangchuk, R., & Hunter, D. O. N. O. (2006). Estimating Snow Leopard Population Abundance Using Photography and Capture-Recapture Techniques. <i>Wildlife Society Bulletin</i> , 34(3), 772–781. https://doi.org/10.2193/0091-7648(2006)34[772:ESLPAU]2.0.CO;2	428 429 430 431
Kaczensky, P., Huber, D., Knauer, F., Roth, H., Wagner, A., & Kusak, J. (2006). Activity patterns of brown bears (<i>Ursus arctos</i>) in Slovenia and Croatia. <i>Journal of Zoology</i> , 269(4), 474–485. https://doi.org/10.1111/j.1469-7998.2006.00114.x	432 433 434
Kays, R., Kranstauber, B., Jansen, P., Carbone, C., Rowcliffe, M., Fountain, T., & Tilak, S. (2009). Camera Traps as Sensor Networks for Monitoring Animal Communities. In <i>Int. J. Res. Rev. Wirel. Sens. Netw.</i> (Vol. 1). https://doi.org/10.1109/LCN.2009.5355046	435 436 437
Khalatbari, M., & Naderi, M. (2018). Notes on habitat affinities of the Hotson's Jerboa <i>Allactaga hotsoni</i> Thomas, 1920 (Rodentia: Dipodidae) from Isfahan province, Iran. <i>Journal of Wildlife and Biodiversity</i> , 2(1), 41–43. https://doi.org/10.22120/jwb.2018.30219	438 439 440 441
Kitchener, A., Breitenmoser, C., Eizirik, E., Gentry, A., Werdelin, L., Wilting, A., Yamaguchi, N., Abramov, A., Christiansen, P., Driscoll, C., Duckworth, W., Johnson, W., Luo, S.-J., Meijaard, E., O'Donoghue, P., Sanderson, J., Seymour, K., Bruford, M., Groves, C., & Tobe, S. (2017). A revised taxonomy of the Felidae. The final report of the Cat Classification Task Force of the IUCN/SSC Cat Specialist Group. <i>Cat News Special Issue</i> , 80 pp.	442 443 444 445 446 447
Kolbe, J. A., & Squires, J. R. (2007). Circadian activity patterns of Canada lynx in western Montana. <i>The Journal of Wildlife Management</i> , 71(5), 1607-1611.	448 449
Kreeger, T., & Arnemo, J. (2012). <i>Handbook of Wildlife Chemical Immobilization</i> .	450
Kronfeld-Schor, N., Visser, M., Salis, L., & Van Gils, J. (2017). Chronobiology of	451

interspecific interactions in a changing world. <i>Philosophical Transactions of the Royal</i>	452
<i>Society B: Biological Sciences</i> , 372, 20160248. https://doi.org/10.1098/rstb.2016.0248	453
Kryštufek, B., & Vohralík, V. (2001). <i>Mammals of Turkey and Cyprus: Introduction,</i>	454
<i>Checklist and Insectivora</i> . Zgodovinsko društvo za južno Primorsko.	455
http://silk.library.umass.edu:2048/login?url=http://search.ebscohost.com/login.aspx?direct	456
=true&db=aph&AN=24415925&site=ehost-live&scope=site	457
Kusak, J., Skrbinšek, A. M., & Huber, D. (2005). Home ranges, movements, and activity of	458
wolves (<i>Canis lupus</i>) in the Dalmatian part of Dinarids, Croatia. <i>European Journal of</i>	459
<i>Wildlife Research</i> , 51(4), 254–262. https://doi.org/10.1007/s10344-005-0111-2	460
Lashley, M. A., Cove, M. V., Chitwood, M. C., Penido, G., Gardner, B., Deperno, C. S., &	461
Moorman, C. E. (2018). Estimating wildlife activity curves: Comparison of methods and	462
sample size. <i>Scientific Reports</i> , 8(1), 1–11. https://doi.org/10.1038/s41598-018-22638-6	463
Levy, O., Dayan, T., Porter, W., & kronfeld-schor, N. (2018). Time and ecological resilience:	464
can diurnal animals compensate for climate change by shifting to nocturnal activity?	465
<i>Ecological Monographs</i> , 89. https://doi.org/10.1002/ecm.1334	466
Linnell, J., Swenson, J., Andersen, R., & Barnes, B. (2000). How Vulnerable Are Denning	467
Bears to Disturbance? <i>Wildlife Society Bulletin</i> , 28, 400–413.	468
https://doi.org/10.2307/3783698	469
Lone, K., Loe, L. E., Gobakken, T., Linnell, J. D. C., Odden, J., Remmen, J., & Mysterud, A.	470
(2014). Living and dying in a multi-predator landscape of fear: Roe deer are squeezed by	471
contrasting pattern of predation risk imposed by lynx and humans. <i>Oikos</i> , 123(6), 641–	472
651. https://doi.org/10.1111/j.1600-0706.2013.00938.x	473
Longland, W. S., & Price, M. V. (1991). Direct Observations of Owls and Heteromyid	474
Rodents: Can Predation Risk Explain Microhabitat Use? <i>Ecology</i> , 72(6), 2261–2273.	475
https://doi.org/10.2307/1941576	476

- Luo, G., Wei, W., Dai, Q., & Ran, J. (2020). Density Estimation of Unmarked Populations Using Camera Traps in Heterogeneous Space. *Wildlife Society Bulletin*, 44(1), 173–181. <https://doi.org/https://doi.org/10.1002/wsb.1060>
- McArthur, C., Banks, P. B., Boonstra, R., & Forbey, J. S. (2014). The dilemma of foraging herbivores: dealing with food and fear. *Oecologia*, 176(3), 677–689. <https://doi.org/10.1007/s00442-014-3076-6>
- Melovski, D., Ivanon, G., Stoajnov, A., Avukatov, V., Gonev, A., et al. (2020). First insight into the spatial and foraging ecology of the critically endangered Balkan lynx (*Lynx lynx balcanicus*, Buresh 1941). *Hystrix the Italian Journal of Mammalogy*, 31, 26-34. <https://doi.org/10.4404/hystrix-00254-2019>
- Mengüllüoğlu, D., Ambarlı, H., Berger, A., & Hofer, H. (2018). Foraging ecology of Eurasian lynx populations in southwest Asia: Conservation implications for a diet specialist. *Ecology and Evolution*, 8(18), 9451–9463. <https://doi.org/10.1002/ece3.4439>
- Molinari-Jobin, A., Molinari, P., & Breitenmoser, U. (2000). Prey spectrum, prey preference and consumption rates of Eurasian lynx in the Swiss Jura Mountains. *Acta Theriologica*, 45, 243–252. <https://doi.org/10.4098/AT.arch.00-26>
- Monterroso, P., Alves, P. C., & Ferreras, P. (2014). Plasticity in circadian activity patterns of mesocarnivores in Southwestern Europe: Implications for species coexistence. *Behavioural Ecology and Sociobiology*, 68(9), 1403–1417. <https://doi.org/10.1007/s00265-014-1748-1>
- Naderi, G., Hemami, M. R., Mohammadi, S., Riazi, B., Karami, M., Kaboli, M., & Alesheikh, A. A. (2011). Effect of vegetation and soil conditions on burrow structure and site selection of rare desert rodent. iranian jerboa (*allactaga firouzi*). *Polish Journal of Ecology*, 59(2), 403–411.
- Nickel, B. A., Suraci, J. P., Allen, M. L., & Wilmers, C. C. (2020). Human presence and

human footprint have non-equivalent effects on wildlife spatiotemporal habitat use.	502
<i>Biological Conservation</i> , 241(August 2019), 108383.	503
https://doi.org/10.1016/j.biocon.2019.108383	504
Nix, J. H., Howell, R. G., Hall, L. K., & McMillan, B. R. (2018). The influence of periodic	505
increases of human activity on crepuscular and nocturnal mammals: Testing the weekend	506
effect. <i>Behavioural Processes</i> , 146, 16–21.	507
https://doi.org/https://doi.org/10.1016/j.beproc.2017.11.002	508
O'Brien, T. G., & Kinnaird, M. F. (2013). The Wildlife Picture Index: A Biodiversity	509
Indicator for Top Trophic Levels. In B. J. E. M. and D. S. M. . Collen Ben, Pettorelli	510
Nathalie (Ed.), <i>Biodiversity Monitoring and Conservation: Bridging the Gap between</i>	511
<i>Global Commitment and Local Action</i> (First, Issue October 2017, pp. 45–70). John Wiley	512
& Sons, Ltd. https://doi.org/10.1002/9781118490747.ch3	513
Odden, J., Herfindal, I., Linnell, J. D. C., & Andersen, R. (2008). Vulnerability of Domestic	514
Sheep to Lynx Depredation in Relation to Roe Deer Density. <i>Journal of Wildlife</i>	515
<i>Management</i> , 72(1), 276–282. https://doi.org/10.2193/2005-537	516
Okarma, H., Jedrzejewski, W., Schmidt, K., Kowalczyk, R., & Jedrzejewska, B. (1997).	517
Predation of Eurasian lynx on roe deer and red deer in Bialowieza Primeval Forest,	518
Poland. <i>Acta Theriologica</i> , 42, 203–224. https://doi.org/10.4098/AT.arch.97-22	519
Ordiz, A., Støen, O.-G., Delibes, M., & Swenson, J. E. (2011). Predators or prey? Spatio-	520
temporal discrimination of human-derived risk by brown bears. <i>Oecologia</i> , 166(1), 59–67.	521
https://doi.org/10.1007/s00442-011-1920-5	522
Otis, D. L., Burnham, K. P., White, G. C., & Anderson, D. R. (1978). Statistical inference	523
from capture data on closed animal populations. <i>Wildlife Monographs</i> , 62, 3–135.	524
http://pubs.er.usgs.gov/publication/70119899	525
Penteriani, V., Kuparinen, A., del Mar Delgado, M., Palomares, F., López-Bao, J. V.,	526

Fedriani, J. M., Calzada, J., Moreno, S., Villafuerte, R., Campioni, L., & Lourenço, R. (2013). Responses of a top and a meso predator and their prey to moon phases. <i>Oecologia</i> , 173(3), 753–766. https://doi.org/10.1007/s00442-013-2651-6	527 528 529
Podolski, I., Belotti, E., Bufka, L., Reulen, H., & Heurich, M. (2013). Seasonal and daily activity patterns of free-living Eurasian lynx <i>Lynx lynx</i> in relation to availability of kills. <i>Wildlife Biology</i> , 19(1), 69–77. https://doi.org/10.2981/12-049	530 531 532
Prugh, L. R., & Golden, C. D. (2014). Does moonlight increase predation risk? Meta-analysis reveals divergent responses of nocturnal mammals to lunar cycles. 504–514. https://doi.org/10.1111/1365-2656.12148	533 534 535
R Core Team. (2019). <i>R: A Language and Environment for Statistical Computing</i> . https://www.r-project.org/	536 537
Ridout, M. S., & Linkie, M. (2009). Estimating overlap of daily activity patterns from camera trap data. <i>Journal of Agricultural, Biological, and Environmental Statistics</i> , 14(3), 322–337. https://doi.org/10.1198/jabes.2009.08038	538 539 540
Ripple, W. J., Estes, J. A., Beschta, R. L., Wilmers, C. C., Ritchie, E. G., Hebblewhite, M., Berger, J., Elmhagen, B., Letnic, M., Nelson, M. P., Schmitz, O. J., Smith, D. W., Wallach, A. D., & Wirsing, A. J. (2014). Status and ecological effects of the world's largest carnivores. <i>Science</i> , 343(6167). https://doi.org/10.1126/science.1241484	541 542 543 544
Roberge, J. M., & Angelstam, P. (2004). Usefulness of the Umbrella Species Concept as a Conservation Tool. <i>Conservation Biology</i> , 18(1), 76–85. https://doi.org/10.1111/j.1523-1739.2004.00450.x	545 546 547
Rockhill, A., DePerno, C., & Powell, R. (2013). The Effect of Illumination and Time of Day on Movements of Bobcats (<i>Lynx rufus</i>). <i>PloS One</i> , 8, e69213. https://doi.org/10.1371/journal.pone.0069213	548 549 550
Rovero, F., & Zimmermann, F. (2016). Camera trapping for Wildlife Research. In <i>Pelagic</i>	551

<i>Publishing.</i>	552
Sarmiento, P., Bandeira, V., Gomes, P., Carrapato, C., Eira, C. & Fonseca, C. (2021). Adapt	553
or perish: how the Iberian lynx reintroduction affects fox abundance and behaviour.	554
Hystrix Italian Journal of Mammalogy, 32, 48-54. https://doi.org/10.4404/hystrix-00372-	555
2020	556
<i>Sarıkamış Weather and Snow Trends.</i> (n.d.). https://www.snow-forecast.com/resorts/	557
Sarikamis/history	558
Şekercioğlu, Ç. H. (2012). Turkey's first wildlife corridor links bear, wolf and lynx	559
populations to the Caucasus forests. <i>National Geographic Online.</i>	560
http://tinyurl.com/a3bvr3m	561
Sheremetev, I. S., Rozenfeld, S. B., Dmitriev, I. A., Jargalsaikhan, L., & Enkh-Amgalan, S.	562
(2014). Food resource partitioning among large herbivores of eastern Mongolia in	563
summer. <i>Contemporary Problems of Ecology</i> , 7(5), 579–586.	564
https://doi.org/10.1134/S199542551405014X	565
Simon, R. N., Cherry, S. G., & Fortin, D. (2019). Complex tactics in a dynamic large	566
herbivore–carnivore spatiotemporal game. <i>Oikos</i> , 128(9), 1318–1328.	567
https://doi.org/https://doi.org/10.1111/oik.06166	568
Soyumert, A., Ertürk, A., & Tavşanoğlu, Ç. (2019). The importance of lagomorphs for the	569
Eurasian lynx in Western Asia: Results from a large scale camera-trapping survey in	570
Turkey. <i>Mammalian Biology</i> , 95, 18–25. https://doi.org/10.1016/j.mambio.2019.01.003	571
Vásquez, R. A. (1994). Assessment of predation risk via illumination level: facultative central	572
place foraging in the cricetid rodent <i>Phyllotis darwini</i> . <i>Behavioural Ecology and</i>	573
<i>Sociobiology</i> , 34(5), 375–381. https://doi.org/10.1007/BF00197008	574
Wu, Y., Wang, H., Wang, H., & Feng, J. (2018). Arms race of temporal partitioning between	575
carnivorous and herbivorous mammals. <i>Scientific Reports</i> , 8(1), 1713.	576

https://doi.org/10.1038/s41598-018-20098-6	577
Zimmermann, F., Breitenmoser-Würsten, C., Molinari-Jobin, A., & Breitenmoser, U. (2013)	578
Optimizing the size of the area surveyed for monitoring a Eurasian lynx (<i>Lynx lynx</i>)	579
population in the Swiss Alps by means of photographic capture-recapture. <i>Integrative</i>	580
<i>Zoology</i> , 8(3), 232–243. https://doi.org/10.1111/1749-4877.12017	581
	582
	583

Tables

584

Table 1. Data on the GPS-tracked lynx in north-eastern Turkey

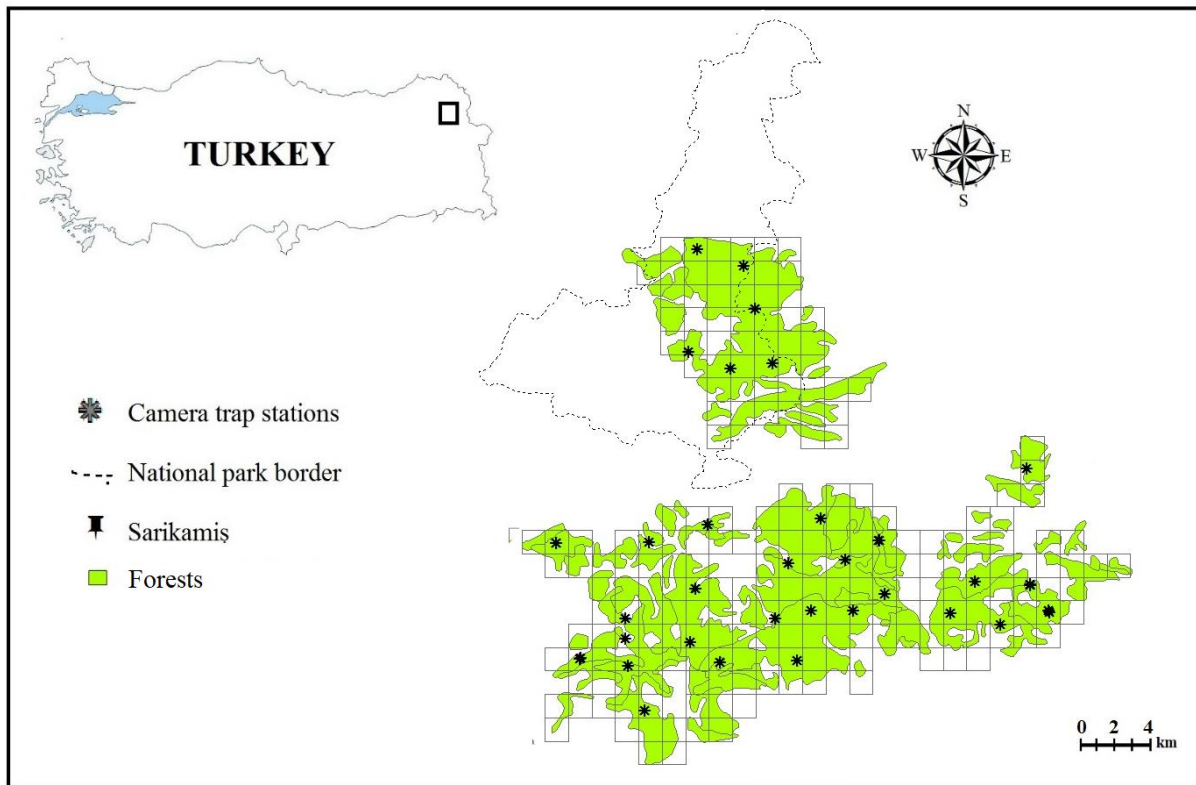
585

No.	Sex	Tracking period		No. of activity readings
		Start	Finish	
1	M	04.06.2014	14.03.2015	80538
2	F	20.06.2018	24.01.2019	61913
3	F	10.07.2018	08.07.2019	103337
4	F	03.06.2019	31.05.2020	104737
5	M	22.07.2019	19.07.2020	104754

586

587

Figure captions	588
Figure 1. The study area in the Kars province of north-eastern Turkey (black square). The points indicate the locations of camera stations used from 2015 to 2019 in 2-km ² grids.	589 590
Figure 2. Smoothed kernel density overlaps of lynx-hare and lynx-human activity periods during warm and cold seasons based on camera trap records in north-eastern Turkey in 2015-2019. The number of observations in the warm season: lynx: 87, hares: 210, humans: 1329 in the cold season: lynx: 14, hares: 38, humans: 75.	591 592 593 594
Figure 3. Hare and lynx relative abundance (RAI indices) in new and full moon periods in north-eastern Turkey in 2015-2021.	595 596
Figure 4. Smoothed kernel density plots of lynx activity derived from collar acceleration sensors from of individuals for the warm season (left) and cold season (right) in north-eastern Turkey in 2014-2020.	597 598 599
	600
	601



603

604

Figure 1

605

606

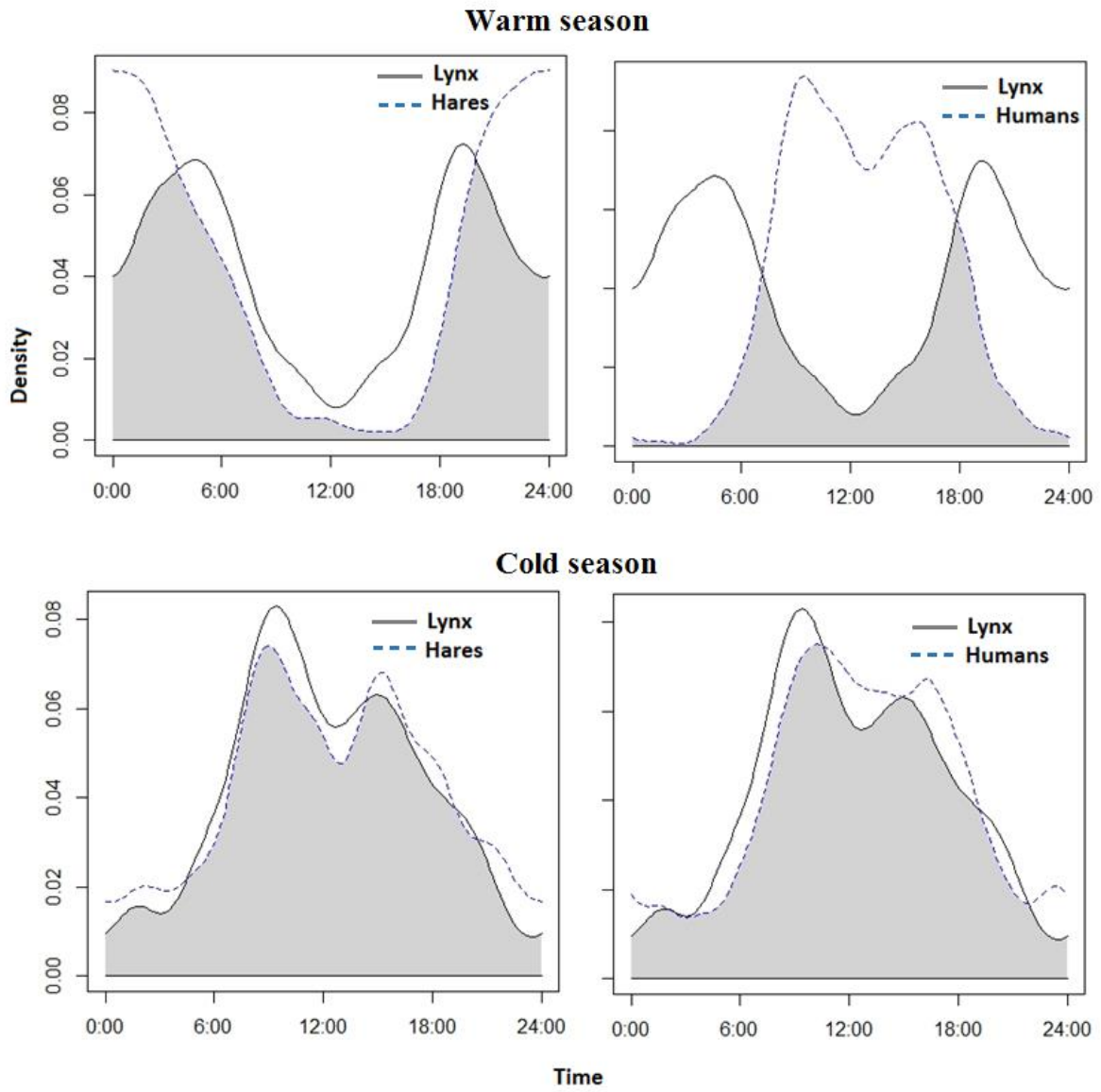


Figure 2

607

608

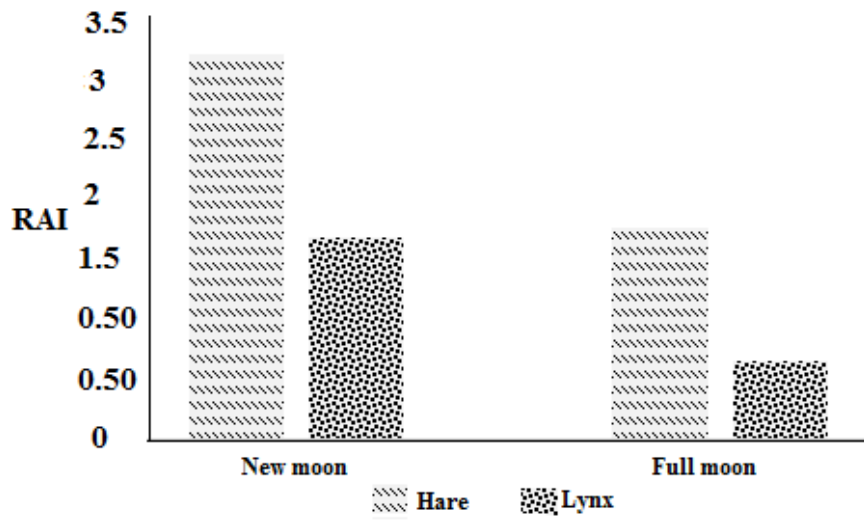


Figure 3

609

610

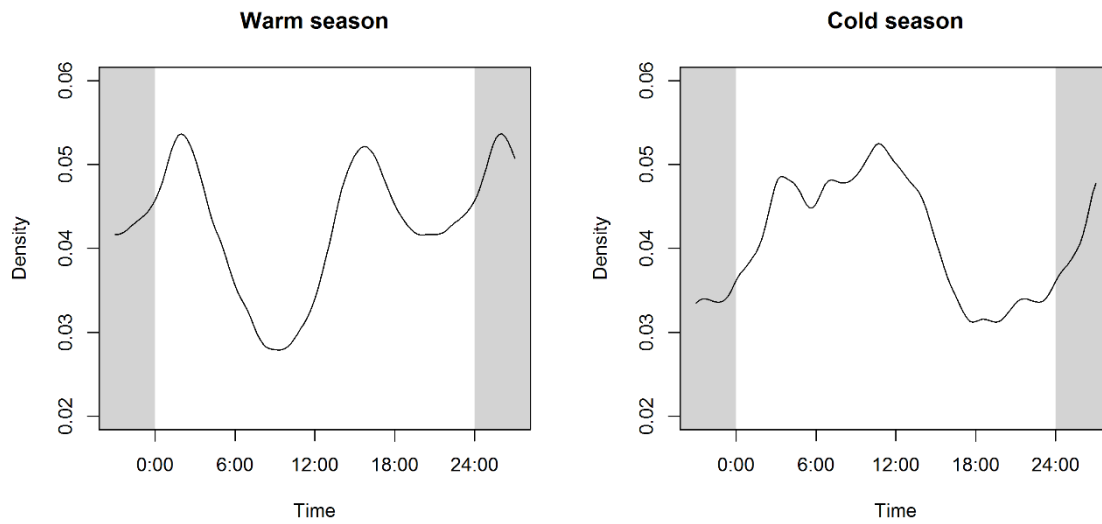


Figure 4

611

612